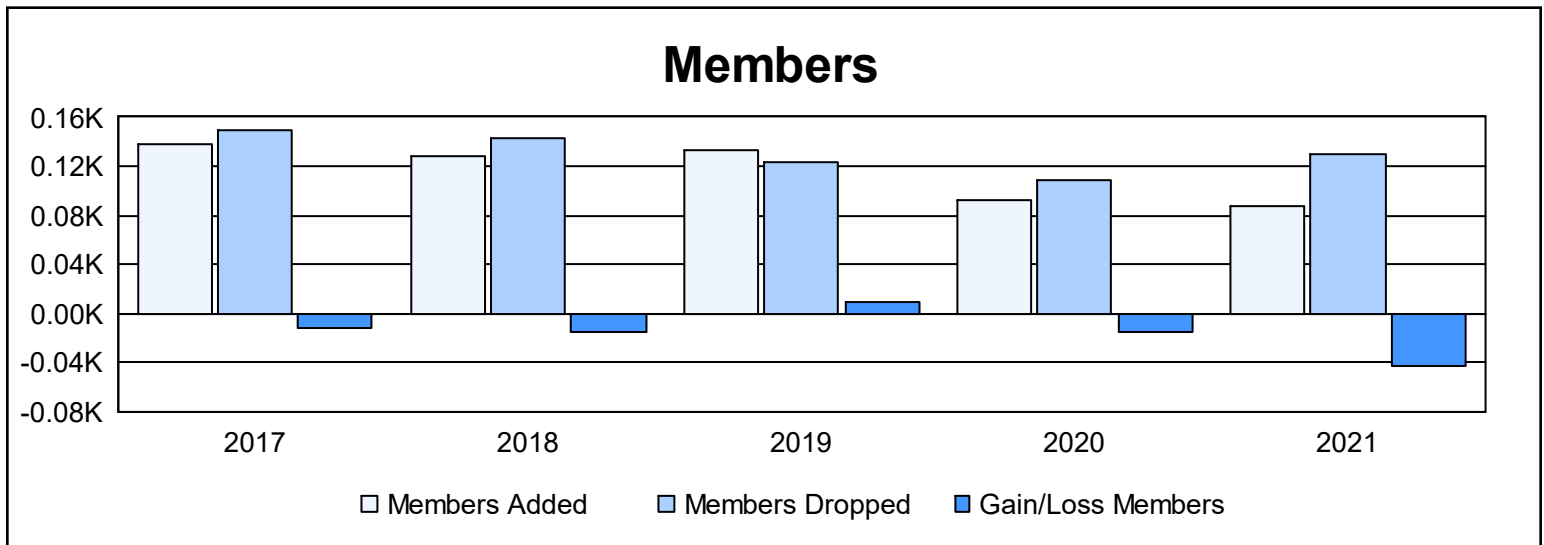

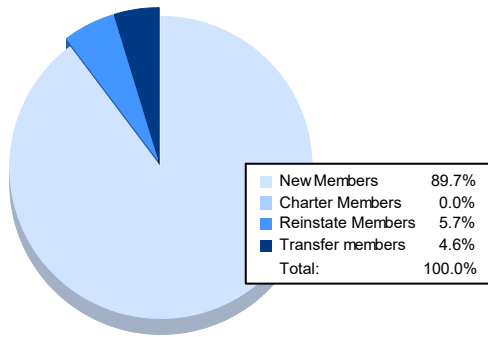


Year	New Clubs	Dropped Clubs	Gain/ Loss Clubs	New Members	Charter Members	Reinstate Members	Transfer Members	Total Member Added	Total Members Dropped	Gain/ Loss Members
2016-2017	0	0	0	115	1	2	20	138	150	-12
2017-2018	0	0	0	115	0	5	8	128	143	-15
2018-2019	0	0	0	125	0	3	5	133	124	9
2019-2020	0	0	0	80	0	1	12	93	108	-15
2020-2021	0	0	0	78	0	5	4	87	130	-43
Average	0	0	0	103	0	3	10	116	131	-15



Membership Composition June 2021 Cumulative



Gender Composition June 2021 Cumulative

